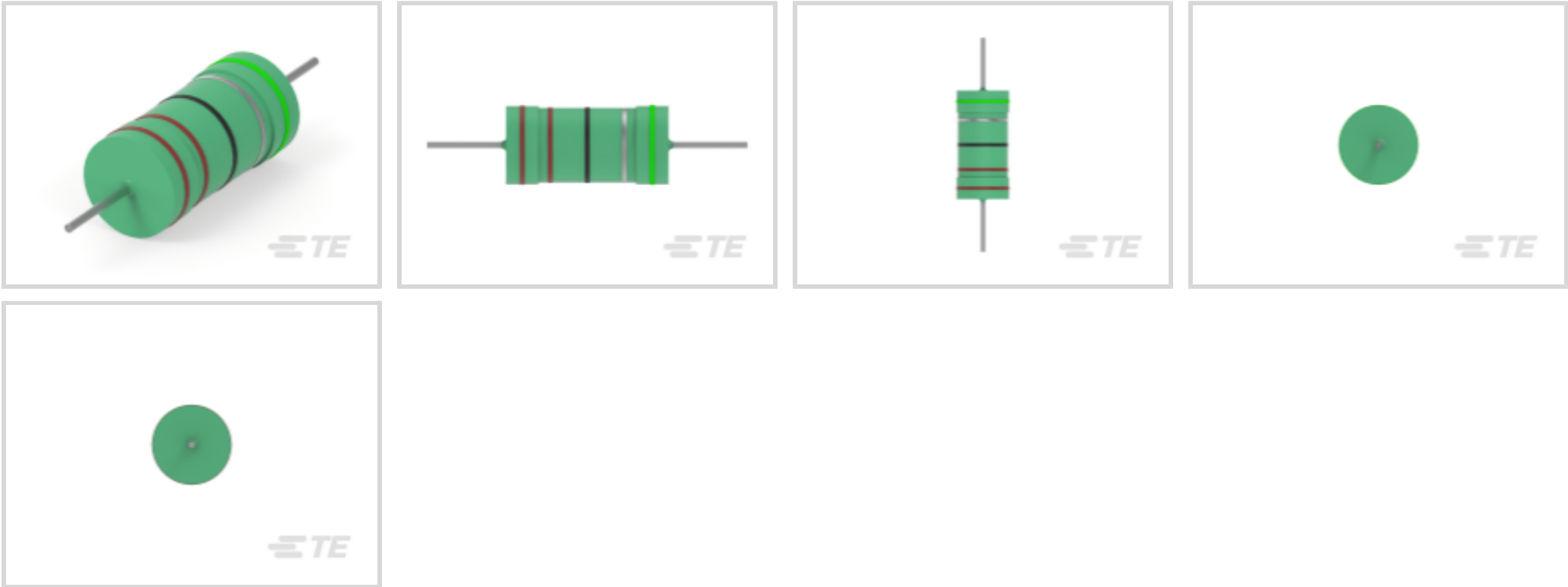




Passive Components > Resistors > Through-Hole Resistors



Resistor Type: **Power Resistor**

Element Type: **Ceramic Composition, Wire Wound**

Power Rating: **5 W**

Resistance Class: **Up to 1k Ω**

Resistance Value: **3.3K Ω**

Features

Product Type Features

Resistor Type	Power Resistor
Element Type	Ceramic Composition, Wire Wound

Configuration Features

Number of Resistors	1
---------------------	---

Electrical Characteristics

Operating Voltage	500 V
Power Rating	5 W
Resistance Class	Up to 1k Ω
Resistance Value	3.3K Ω
Passive Component Tolerance	5 %

Body Features

Lead Type	Axial-Leaded
-----------	--------------

Termination Features

--	--



Termination Area Base Material	Copper
Number of Terminations	2

Dimensions

Passive Component Dimensions	17.5 x 6.5 mm
------------------------------	---------------

Usage Conditions

Operating Temperature Range	-55 - 155 $^{\circ}\text{C}$
Temperature Coefficient	± 300 ppm/ $^{\circ}\text{C}$

Packaging Features

Packaging Method	Ammo Packed
------------------	-------------

Product Compliance

For compliance documentation, visit the product page on [TE.com](#)>

EU RoHS Directive 2011/65/EU	Compliant
EU ELV Directive 2000/53/EC	Compliant
China RoHS 2 Directive MIIT Order No 32, 2016	No Restricted Materials Above Threshold
EU REACH Regulation (EC) No. 1907/2006	Current ECHA Candidate List: JAN 2024 (240) Candidate List Declared Against: JUNE 2023 (235) Does not contain REACH SVHC
Halogen Content	Low Halogen - Br, Cl, F, I < 900 ppm per homogenous material. Also BFR/CFR/PVC Free
Solder Process Capability	Wave solder capable to 265 $^{\circ}\text{C}$

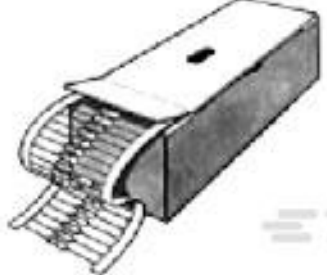
Product Compliance Disclaimer

This information is provided based on reasonable inquiry of our suppliers and represents our current actual knowledge based on the information they provided. This information is subject to change. The part numbers that TE has identified as EU RoHS compliant have a maximum concentration of 0.1% by weight in homogenous materials for lead, hexavalent chromium, mercury, PBB, PBDE, DBP, BBP, DEHP, DIBP, and 0.01% for cadmium, or qualify for an exemption to these limits as defined in the Annexes of Directive 2011/65/EU (RoHS2). Finished electrical and electronic equipment products will be CE marked as required by Directive 2011/65/EU. Components may not be CE marked. Additionally, the part numbers that TE has identified as EU ELV compliant have a maximum concentration of 0.1% by weight in homogenous materials for lead, hexavalent chromium, and mercury, and 0.01% for cadmium, or qualify for an exemption to these limits as defined in the Annexes of Directive 2000/53/EC (ELV). Regarding the REACH Regulation, the information TE provides on SVHC in articles for this part number is based on the latest European Chemicals Agency (ECHA) 'Guidance on requirements for substances in articles' posted at this URL: <https://echa.europa.eu/guidance-documents/guidance-on-reach>

Compatible Parts



TE Part # 2176083-1
EP 5W (S) 10R 5%



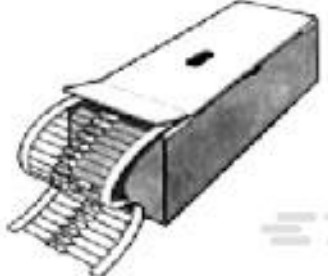
TE Part # 2176081-7
EP 1W (S) 100R 5%



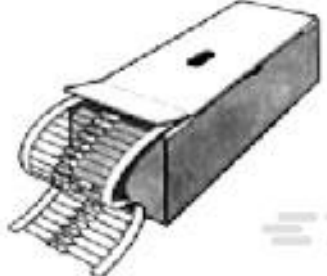
TE Part # 2176079-5
EP 3W 47R 5%



TE Part # 1-2176045-7
EP 5W 3K3 5%



TE Part # 2176085-7
EP 9W (S) 100R 5%




TE Part # 2176084-7
EP 7W (S) 100R 5%



TE Part # 1-2176083-8
EP 5W (S) 120R 5%

Also in the Series | Neohm EP



Surface Mount Resistors(1)



Through-Hole Resistors(635)

Customers Also Bought



TE Part # 6-1625984-1
HSA50 47R 5%



TE Part # T1340060121-000
H6B-TGH-PG21



TE Part # T4110411051-000
M12 F, 5P GOLD, B_CODE S SHIELDED PG7



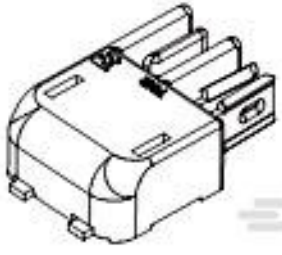
TE Part # 1-1625886-7
1W SM M/OX 5% 470K



TE Part # 4-1625892-7
3W SM M/OX 5% 3K3



TE Part # 1-1676123-9
1/2W SM M/OX 5% 4R7



TE Part # 2058703-1
Herm Blade & Recp Assy, 2 Pos,Latch



TE Part # 827040-1
WITH SPRING



Documents

Product Drawings

EP 5W (S) 3K3 5%

English

CAD Files

3D PDF

3D

Customer View Model

ENG_CVM_CVM_1-2176083-6_BA1.2d_dxf.zip

English

Customer View Model

ENG_CVM_CVM_1-2176083-6_BA1.3d_stp.zip

English

Customer View Model

ENG_CVM_CVM_1-2176083-6_BA1.3d_igs.zip

English

By downloading the CAD file I accept and agree to the [Terms and Conditions](#) of use.

Datasheets & Catalog Pages

Wirewound Anti Surge Resistors - Type EP Series

English